



Stitched With Love Quilt Label

Complimentary Pattern By Linen Flowers
© 2013 Angie Kowalsky
Website: <http://linenflowers.com>



LINEN FLOWERS



Design size: 41 w x 29 h.

Finished size: 3 1/4" w x 2 1/4" h on 25 ct. Lugana.

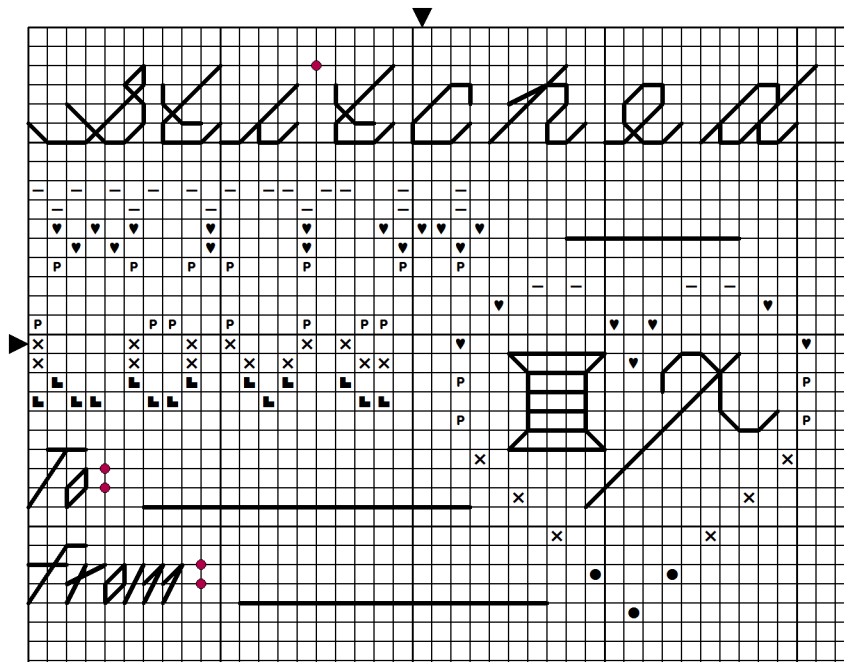
Use a Fabric Calculator to determine finished size on your favorite fabric.

*(Leave a margin around the stitching so that you are able to press the edges underneath, then pin and whipstitch the edges to one of the bottom corners of the backside of the quilt).

Use 2 strands over 2 threads for Regular Stitches, and 1 strand for Backstitching.
 (Feel free to substitute colors which match the fabrics on the quilt).

Backstitch Color: DMC Floss: 600.

Note: Do not stitch the lines on the chart; they are for placement of the date and names only.




< Date

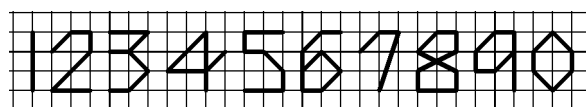
DMC Symbol Chart Below

●	600	Crimson pink	—	605	Rosebud pink
♥	604	Hyacinth pink	P	603	Sweet pink
X	602	Marshmallow pink	L	601	Cranberry pink

Alphabet For Names



Numbers For Date



Materials List: To stitch the *Stitched With Love Quilt Label*, you will need DMC Floss: 600, 601, 602, 603, 604, 605. (Or choose 6 colors from another color family to match your quilt's colors).